

# NOTTINGHAM'S MOST WANTED

HEY PEASANTS! OPERATION SHERWOOD IS UNDERWAY AND WE HAVE THE HOODLUMS ROUNDED UP. WE'RE NOW APPEALING FOR WITNESSES. THERE IS A REWARD - A REDUCED TAX RATE FOR ONE YEAR!

CONDITIONS APPLY



Name: **Little John**

AKA: John Little, Tiny Tom, Miniscule Mike.

REPEAT OFFENDER

Distinguishing Features: Isn't it obvious?

Crimes: Stealing from the rich to give to... you know the rest.

Suggested Punishment: Chop his legs off so he's the same height as the rest of us!

Danger Rating:

9 (out of 10)



7ft

6ft

5ft

4ft

3ft

2ft

1ft

Name: **Robin Hood**

REPEAT OFFENDER

AKA: Robin of Loxley.

Distinguishing Features: Very suave and good-looking. Carries a bow. Tends to dress in green.

Crimes: Stealing from the rich to give to the poor, setting traps for my poor defenceless guards and being a general nuisance.

Suggested Punishment: No punishment is too harsh for him!

Danger Rating: 5 (out of 5)

I SHERWOOD LIKE TO SEE THEM BEHIND BARS!



GUARD'S REPORT BY GARY THE GUARD

On Thursday 11 June at approximately 21:38 hours, a male suspect was apprehended within the vicinity of Sherwood Forest. The suspect was dressed in green and carrying a bow with a quiver of arrows. Upon asking the suspect for his identity, the suspect replied: "Definitely not Robin Hood." I was not sure that that was his real name, but I decided to give him the benefit of the doubt. Upon inspection of said suspect, a small bag of gold coins was found upon his person, marked with the words 'Property of the Sheriff'. The suspect explained that he had found the bag lying on the ground and was returning it to the Sheriff. I then allowed him to proceed on his way. I noticed the gentleman was walking away from the castle, but he assured me he was "taking the long way round", as it was safer. I then proceeded to arrest a loitering ruffian who was pointing and laughing at me.

Name: **Maid Marian**


AKA: Mary-Ann the farmer's daughter, Mad Maggie the village crone, Margaret the muffin-maker. She's a master of disguise, this one!

Distinguishing Features: Blonde/brunette, tall/short, fat/thin, wears trousers/skirts...I told you she was a master of disguise!

Crimes: Stealing from the rich to give to the poor...

Suggested Punishment: Put her in our standard prison uniform, just so we can recognise her.

Danger Rating: 37 (out of 50)



THINK  
HOODWINK

REPEAT  
OFFENDER

# Name: Friar Tuck

**AKA:** The Merry Monk, The Bulky Bishop, the Heavy Holy Man.

**Distinguishing Features:** Tubby, and dresses like a monk. Often leaves a trail of crumbs.

**Crimes:** Stealing from the rich..... Oh, and eating my birthday cake - ALL of it!!!

**Suggested Punishment:** Put him in the stocks, just out of reach of an enormous cake.

**Danger Rating:** 14 (out of 43)



# Name: Alan-a-Dale

**AKA:** The Artist Formerly Known As Alan-A-Dale, MC AI, The Alan-A-Dale Experience (featuring MC Tuck).

**Distinguishing Features:** Long hair, fashionable clothes and carries a Stratocaster lute. Often followed by hordes of teenage girls.

**Crimes:** Rich. Poor. Stealing. Looting and luting as well...

**Suggested Punishments:** Shave off his lovely locks, smash his lute and force him to listen to chanting nuns twenty-four hours a day.

**Danger Rating:** 1 (out of 1000)



# Name: Will Scarlett

**AKA:** Captain Scarlet, Scarlett O'Hara, The Scarlet Pimpernel.

**Distinguishing Features:** Tends to have something scarlet (or crimson, or cerise, or even mauve) on his person.

**Crimes:** Yadda yadda yadda.

**Suggested Punishments:** Dye all his clothes blue and force him to change his name to Will Ultramarine.

**Danger Rating:** 345 (out of 350)



# Name: Much the Miller's Son

**AKA:** Not-Much, A-bit-Much, Half-as-Much.

**Distinguishing Features:** Leaves floury footprints wherever he goes.

**Crimes:** Blah blah rich blah blah poor...

**Suggested Punishments:** Throw him in the oven, gas mark 8.

**Danger Rating:** 1 (out of 2)



DO NOT CROSS • CRIME SCENE • SIGN UP FOR YOUR LOCAL HOODWATCH

# ROBIN'S GUIDE TO MEDIEVAL ENGLAND



HI THERE, MERRY MEN (AND WOMEN AND BOYS AND GIRLS!)

SO YOU THINK IT'S GLAMOROUS BEING AN OUTLAW IN SHERWOOD FOREST?

WELL, BEFORE YOU GET TOO KEEN TO JOIN OUR BAND, YOU MIGHT LIKE TO KNOW ONE OR TWO THINGS ABOUT REAL LIFE HERE IN THE MIDDLE AGES.

## Daily Life


Before we talk about daily life, there's the small matter of surviving. About a quarter of all people born in the 12th century don't get past the age of five and almost 40 per cent don't reach adulthood. If you do, though, you've probably got a reasonable chance of making it to 50 or 60. As for daily life, it's tough. Apart from a few thousand noblemen and their families, most of us are poor. We maybe get a bit of land to grow a few crops on, and we scrape together a living making and selling what we can at markets and fairs, but there aren't many clothes and most people live in one-room dwellings called cruck houses.

## Hygiene

Before you go thinking we're all filthy layabouts, think again. We've had soap since the 10th century - usually a mixture of mutton fat and ash - and we enjoy a good public bath, or 'stew', as we call them. We use herbal remedies as deodorants and rose oil as perfume (at least the girls do). Toothbrushing's a bit of a problem, so we have to settle for rubbing them with a stick of rosemary and then polishing with a rag. Mind you, we don't have anything like the tooth decay you suffer from, because we don't have nasty things like sweets and crisps. Which brings me onto...



MMMM! THAT'S ROSEMARY FRESH!



This is what rich lords and noblemen ate:

### TODAY'S SPECIALS

**Breakfast:**  
Usually fruit, cheese and cold meats, ale or milk.

**Lunch:**  
Same as breakfast.

**Dinner:**  
Roast meats, pies, roasted and boiled vegetables, fruit and cheeses, ale and wine.

## Food and Drink

We eat with only spoons and knives because we haven't got any forks. (They don't turn up for another 500 years!) Poorer people would eat off a trencher - a hard-baked piece of bread with a hollow in it for the food - so, if you were REALLY hungry, you could eat your 'plate' too!



This is what poor peasants have to make do with:

### TODAY'S SPECIALS


**Breakfast:**  
No breakfast - you had to wait 'til lunch.

**Lunch:**  
Pottage and ale.

**Dinner:**  
Pottage, maybe bread and eggs, and ale.

You had to drink ale, because water was usually too dirty to drink.

# TWANG!



**OUCH!**  
THAT'S GOT TO BE A RED CARD!

## Fighting

We Sherwood Foresters are pretty handy with a longbow. Most longbows are over 5' (1.52m) and traditionally made of yew wood. With training, an archer can fire an arrow 300 yards (274m) - that's over twice the length of a football pitch - every 10 seconds without tiring. In the Middle Ages, there was a law made that said all males over the age of 14 must be trained to use a longbow. Amazingly, this law has never been abolished!

## Law and Order

Now, we're not all barbaric, you know. Actually, the peasants as well as the lords tend to like having laws to keep things in order. But we do get a bit carried away sometimes. Take our punishments, for example. Hanging, chopping bits off and torture are pretty common for even the smallest crimes, so you can imagine what it's like being an outlaw. We've also got some strange ideas about who can be tried. For many centuries, there was a law that said that animals could be tried in court - some mice were once tried for eating part of a harvest. (I wonder who ratted on them?)

STRIKE ONE

STRIKE TWO

STRIKE THREE

YOU'RE OUT!

THREE STRIKES AND YOUR OUT!

## HOW TO MAKE POTTAGE:

1. Take onions, garlic, nuts, berries, leeks, spinach and herbs (and add salted pork or fatty bacon if you were lucky).
2. Bung it all into a cauldron.
3. Bring to the boil and simmer for hours.
4. Eat.
5. Reheat and repeat every day.



SO NOW YOU'VE GOT AN IDEA OF WHAT OUR LIFE'S LIKE, DO YOU STILL WANT TO BE ONE OF MY MERRY MEN?



# WRITE YOUR OWN ROBIN HOOD BALLAD

DID YOU KNOW THAT ALL OF THE EARLY STORIES ABOUT ROBIN HOOD WERE WRITTEN AS BALLADS?

WHY DON'T YOU HAVE A GO AT WRITING YOUR OWN BALLAD USING THE OPTIONS BELOW?



ROBIN HOOD, ROBIN HOOD...



**A** riding through the glen



**B** his middle name is Ken



**C** chose a tree as his den

ROBIN HOOD, ROBIN HOOD...



**A** with his Merry Men



**B** invented the ballpoint pen



**C** lived with five cats and a hen

HE...



**A** stole from the rich



**B** developed a twitch



**C** had an embarrassing itch



**A** and gave to the poor



**B** and fell on the floor



**C** which made his eyes sore

ROBIN HOOD...

ROBIN HOOD...

ROBIN HOOD

# ROBIN HOOD, ROBIN HOOD...



**A** riding through the night



**B** gave himself a fright



**C** was talented and bright



# ROBIN HOOD, ROBIN HOOD...



**A** wasn't looking for a fight



**B** was embarrassed about his height



**C** thought his trousers were too tight

HE...



**A** let an arrow fly



**B** got something in his eye



**C** baked an apple pie



**A** and hit the bullseye



**B** which caused him to cry



**C** I had to ask 'why?'



ROBIN HOOD

ROBIN HOOD...

ROBIN HOOD...

# MAKE YOUR OWN WANTED POSTER

Create your own outlaw by cutting up the eyes, noses and mouths on the opposite page and sticking them to the face below.

## WANTED



**FOR:** .....


**REWARD:** .....

Don't forget to add your outlaw name, what crime they have committed and what the reward is for their capture.

# EYEBROWS



# EYES



# MOUSTACHE



# NOSES



Remember to ask an adult to help you when using scissors.



IT'S TIME THEY TURNED OVER A NEW LEAF!



# MOUTHS





# HIDE AND SEEK

Robin and his Merry Men are lying in wait for the Sheriff's carriage. Can you spot them all? There are 16 in total.

Now try and find...


- 3 rabbits
- 2 foxes
- 15 birds
- 20 apples
- 12 bees





# COLOUR IN CONCEAL OR REVEAL

Robin and his Merry Men are lying in wait for the Sheriff's carriage. Will you provide camouflage for them or make them stick out?





# SHERWOOD SHENANIGANS



## BULLSEYE BAMBOOZLER

Can you find your way through the maze to hit the bullseye?



START HERE

See how quickly you can say this without getting muddled!

The shrewd Sheriff shrieked at the shortage of shiny silver shillings

## THE TERRIBLY TAXING TONGUE TWISTER!



## STRINGS TO YOUR BOW

Can you work out which string leads to Little John's longbow?



## FORAGING FUN

Friar Tuck needs ingredients for his new recipe, oak leaf and acorn crumble. Can you find 30 oak leaves and 16 acorns on these pages so that he can make it for tonight's pudding?

# SPOT THE DIFFERENCE

Can you spot the six differences between the friars?



# OKEY JOKEY

How did Robin Hood tie his shoelaces?

**With a long bow!**

What did Robin say when he nearly got hit at the archery contest?

**"That was an arrow escape!"**

Why couldn't Robin Hood hit the target?

**Because his arrows were all in a quiver!**

Why did Robin Hood steal from the rich?

**Because the poor didn't have anything worth stealing!**

Knock, knock. Who's there?

Robin. Robin who?

Robin the rich to give to the poor!

Where did Robin's Merry Men go to buy their sweets?

**The Friar's Tuck Shop!**

# WILD WOOD WORDSEARCH

Can you find the following words in my wild wood wordsearch?

R	X	O	F	U	N	G	I	G	R
E	N	R	O	C	A	T	E	O	A
G	S	Q	U	I	R	R	E	L	B
D	S	E	I	R	R	E	B	L	B
A	B	R	A	C	K	E	N	W	I
B	L	O	O	T	S	D	A	O	T

- ACORN
- BADGER
- BEE
- BERRIES
- BRACKEN
- DEER
- FOX

- FUNGI
- LOG
- OWL
- RABBIT
- SQUIRREL
- TOADSTOOL
- TREE

# COOK WITH TUCK!

Friar Tuck is in the kitchen cooking some tasty treats for the Merry Men. Why not try these recipes when you get home?



## MONK MUFFINS



**BEFORE**

Remember to ask an adult to help you.



**AFTER**



**THAT WAS ME FRIAR TUCK...**

*BEFORE I TOOK PART IN THE MONK MUFFIN PLAN, SIMPLY HAVE THREE FOR BREAKFAST, FOUR FOR ELEVENSES, FIVE FOR TWELVES, FOUR FOR LUNCH, SIX FOR THREESES, TWO WITH YOUR EVENING MEAL, FOUR FOR SUPPER, FIVE FOR YOUR MIDNIGHT SNACK ALONG WITH ALL YOUR REGULAR MEALS, SECONDS, THIRDS, FOURTHS AND FIETHS!*

### HOW DO YOU MAKE IT?

1. Preheat the oven to 190°C, fan oven 170°C, gas mark 5.
2. Put 10 paper muffin cases into a muffin tray.
3. Sift the flour, baking powder, bicarbonate of soda, cocoa powder and salt into a large bowl. Then stir in the sugar and chocolate chips.
4. Beat together the egg, vanilla extract and milk. Then add the oil, stirring to mix.
5. Pour the wet ingredients into the dry ingredients, stirring until just combined. Make sure not to beat or over-mix!
6. Spoon the mixture into the muffin cases and bake for 20–25 minutes. Cool on a wire rack.
7. Use the writing icing to draw a face on a large marshmallow. Once it's dry, fix it on top of the muffin with a little blob of jam.
8. Take two mini marshmallows and stick them on either side of the muffin to make the Friar's arms.
9. You're finished! Now share them amongst your friends and family and eat them.

Serves: 10–12

### INGREDIENTS

250g of plain flour  
 2 teaspoon baking powder  
 1/2 teaspoon of bicarbonate of soda  
 1/2 teaspoon of salt  
 4 tablespoon of unsweetened cocoa powder  
 100g of caster sugar  
 75g of plain chocolate chips  
 1 large egg

1 teaspoon of vanilla extract  
 250ml of milk  
 90ml of vegetable oil  
 A handful of large pink marshmallows  
 A handful of mini pink marshmallows  
 A tube of black writing icing  
 A spoonful of strawberry jam

## SHERWOOD SHAKE



### HOW DO YOU MAKE IT?

1. Place the ice cream, milk, peppermint extract and green food colour in a blender.
2. Cover and blend on high speed until smooth.
3. Pour into glasses. Top with whipped cream and sprinkles, if desired.
4. Serve immediately.

### INGREDIENTS

1 pint (2 cups) of vanilla ice cream  
 1 cup of milk  
 1/2 teaspoon of peppermint extract  
 1/4 teaspoon of green food colour  
 Whipped cream and green sprinkles (optional)



# HAT'S... THE WAY TO DO IT


If you follow the pictures and the explanations, in just a few minutes you should have a hat similar to those worn by Robin Hood and his merry men!



Remember to ask an adult to help you when using scissors.

## STEP 1

Start with a rectangle of paper (about 59cm by 38cm). A sheet taken from a newspaper should do, but try different sizes for a snug fit. Fold the paper in half. Where you make the fold is shown by a dotted line.



## STEP 2

Fold the paper in half again and open out to find the middle (the line A to B). Now fold over along the diagonal lines.



## STEP 3

The paper should now look like the diagram. The part of the paper which is the shape of a rectangle (only the upper sheet) should be folded along the dotted line, so the edge comes halfway up the rectangle and touches the bottom of the triangles.



## STEP 4

Now fold this part again over the bottom of the triangles.



## STEP 5

It should now look like this. Fold over the small triangular pieces so they go behind the hat. Now turn over the paper.




## STEP 6

You should now be able to see the triangles you folded behind. Similar to before, fold the rectangle of paper up so that its edge meets the bottom of the triangles.



## STEP 7

Fold where you see the dotted lines and fold the band up as you did in part 4.



## STEP 8

You've nearly completed the hat. Fold one corner of the hat over where you see the dotted line, and then back again. This will help in the next move, which is to tuck the corner inside the hat to get the next shape.



## STEP 9

With the corner inside the hat it should now be this shape. What the hat needs now is a feather.



## NOW FOR THE FEATHER

### 1

For the feather take a new piece of paper (about 22 cm by 12 cm) and fold it in half lengthways along the dotted line.



### 2

The dotted line shows where to cut through both thicknesses. Be careful with those scissors.



### 3

Finally, cut through the folded paper as shown, small cuts at an angle. Be careful, not all the way across.



### 4


When you open out the paper it should look feather-shaped with fronds. Now tuck the feather into the hat band, like the picture on the opposite page. If it falls out, try securing it with a piece of sticky tape or a spot of glue. You might also like to paint the hat and feather. Have fun folding!





# WHAT'S IN THE WOODS?

Can you make out what is hidden in the woods?  
You will need to colour in all the shapes using the  
key at the bottom of the page to reveal what it is.




- red
- black
- brown
- green
- △ grey
- ▲ yellow



# TREEHOUSE TROUBLE

START HERE

The Sheriff's men are attacking Robin's treehouse.  
Can you help Maid Marian find her way down  
to her horse while avoiding the Sheriff's men?



FINISH

# WHICH CHARACTER ARE YOU?

What job do you think you would have had if you lived at the same time as Robin Hood?

Find out by adding up all the numbers in your birthday.

For example, if you were born on the 12th of May in 2006 (12/5/2006)...

12 (1+2=3), 05 (0+5=5),  
2006 (year 2+0+0+6=8)  
Then add the day and month numbers together:  
3+5=8. Then add that to the year: 8+8=16.  
Then add the two numbers together in that: 1+6=7.

So you are number 7, which makes you a Jester!



1 Knight

2 Blacksmith

3 Jailor

4 Archer

5 Baker

6 King/Queen

7 Jester

5 Baker

8 Farmer

6 King/Queen

9 Outlaw

9 Outlaw

8 Farmer

7 Jester

1 Knight

2 Blacksmith

3 Jailor

4 Archer

You are brave, noble and stand by your friends.

You are strong, muscly and good with your hands.

You believe in upholding law and order, and doing the right thing.

You are calm and methodical, and always have a target in mind.

You enjoy cooking in the kitchen (and eating it too!).

You are a real joker, and like to make people laugh.

You care about living things, and love looking after animals.

You are very bossy, and believe everyone should do as you say.

You are independent, and don't like people telling you what to do.

# ROBIN'S GUIDE TO MEDIEVAL ENGLAND



HI THERE, MERRY MEN (AND WOMEN AND BOYS AND GIRLS!)

SO YOU THINK IT'S GLAMOROUS BEING AN OUTLAW IN SHERWOOD FOREST?

WELL, BEFORE YOU GET TOO KEEN TO JOIN OUR BAND, YOU MIGHT LIKE TO KNOW ONE OR TWO THINGS ABOUT REAL LIFE HERE IN THE MIDDLE AGES.

## Hygiene

Before you go thinking we're all filthy layabouts, think again. We've had soap since the 10th century - usually a mixture of mutton fat and ash - and we enjoy a good public bath, or 'stew', as we call them. We use herbal remedies as deodorants and rose oil as perfume (at least the girls do). Toothbrushing's a bit of a problem, so we have to settle for rubbing them with a stick of rosemary and then polishing with a rag.




MMMM! THAT'S ROSEMARY FRESH!

## Daily Life

It's tough. Apart from a few thousand noblemen and their families, most of us are poor. We maybe get a bit of land to grow a few crops on, and we scrape together a living making and selling what we can at markets and fairs, but there aren't many clothes and most people live in one room dwellings called cruck houses.



TWANG!



## Fighting

We Sherwood Foresters are pretty handy with a longbow. Most longbows are over 5' (1.52m) and traditionally made of yew wood. With training, an archer can fire an arrow 300 yards (274m) - that's over twice the length of a football pitch - every 10 seconds without tiring. In the Middle Ages there was a law made that said all males over the age of 14 must be trained to use a longbow. Amazingly, this law has never been abolished!



## Food and Drink

We eat with only spoons and knives because we haven't got any forks. (They don't turn up for another 500 years!) Poorer people would eat off a trencher - a hard-baked piece of bread with a hollow in it for the food - so, if you were REALLY hungry, you could eat your 'plate' too!



## Law and Order

Now, we're not all barbaric, you know. Actually, the peasants as well as the lords tend to like having laws to keep things in order. But we do get a bit carried away sometimes. Take our punishments, for example. Hanging, chopping bits off and torture are pretty common for even the smallest crimes, so you can imagine what it's like being an outlaw.

SO NOW YOU'VE GOT AN IDEA OF WHAT OUR LIFE'S LIKE, DO YOU STILL WANT TO BE ONE OF MY MERRY MEN?



# MAKE YOUR OWN WANTED POSTER

Create your own 'wanted poster' by drawing and colouring in your own outlaw. Don't forget to add your outlaw name, what crime they have committed and what the reward is for their capture.

## WANTED



**FOR:** .....

**REWARD:** .....



# COLOUR IN WANTED POSTER

Why not colour in this 'wanted poster' of an outlaw. Don't forget to add your outlaw name, what crime they have committed and what the reward is for their capture.

R

## WANTED



**FOR:** .....

**REWARD:** .....

♂

♂

# ANSWERS

## BULLSEYE BAMBOOZLER



## SPOT THE DIFFERENCE

## WHAT'S IN THE WOODS?

A BADGER!

## STRINGS TO YOUR BOW

DID YOU WORK OUT WHICH STRING I USE FOR MY BOW?  
THE ANSWER IS  
**STRING E!**

## intercepted THE LETTER OF THE LAW

Dear Guy,

I think Robin hood will try and save Maid Marian today. I have a mole in his Merry Men who says he will break into the castle by the sewers. Lay a trap! You wait in the sewer with some guards. I'll lookout from above. Sound fair?

The Sheriff

DS: You might want to get a clothes peg for your nose. It's quite smelly down there.

DDS: And some big boots!

DDDS: have you paid your taxes?



## WILD WOOD WORDSEARCH

R	X	O	F	U	N	G	I	G	R
E	N	R	O	C	A	T	E	O	A
G	S	Q	U	I	R	E	L	B	
D	S	E	I	R	R	E	B	L	B
A	B	R	A	C	K	E	N	W	I
B	L	O	O	T	S	D	A	O	T



# ANSWERS



**SPOT THE DIFFERENCE**

**BULLSEYE BAMBOOZLER**



**STRINGS TO YOUR BOW**



DID YOU WORK OUT WHICH STRING I USE FOR MY BOW?  
THE ANSWER IS **STRING E!**

intercepted  
**THE LETTER OF THE LAW**

Dear Guy,

I think Robin hood will try and save Maid Marian today. I have a mole in his Merry Men who says he will break into the castle by the sewers. Lay a trap! You wait in the sewer with some guards. I'll lookout from above. Sound fair?

The Sheriff

DS: You might want to get a clothes peg for your nose. It's quite smelly down there.

DDS: And some big boots!

DDDS: have you paid your taxes?



**WHAT'S IN THE WOODS?**



A BADGER!

© John Good



**WILD WOOD WORDSEARCH**

R	X	O	F	U	N	G	I	G	R
E	N	R	O	C	A	T	E	O	A
G	S	S	Q	U	I	R	E	L	B
D	S	E	I	R	R	B	L	B	
A	B	R	A	C	K	N	W	I	
B	L	O	O	T	S	D	A	O	T

**TREEHOUSE TROUBLE**

